

DIAGRAM No. 9.

Diagram No. 9.
 The load is carried on a single part of the rope.
 For safe-working loads see Table No. 6 (chain), Tables Nos. 19 and 20 (wire rope) Tables Nos. 35 and 36 (fibre rope).

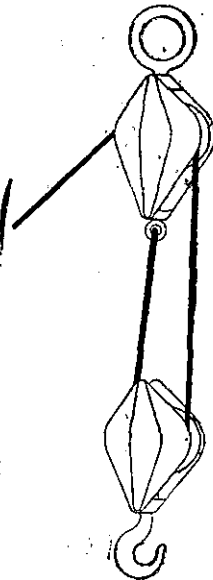


DIAGRAM No. 10.

Diagram No. 10.
 The load is carried on two parts of the rope.
 For safe-working loads see Tables Nos. 23 and 28 (wire rope), Tables Nos. 37 and 38 (fibre rope).

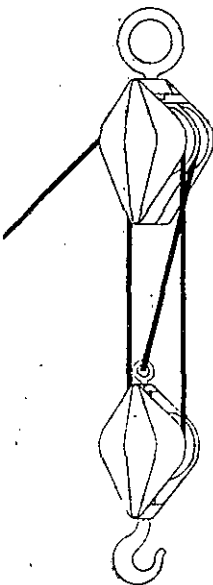


DIAGRAM No. 11.

Diagram No. 11.
 The load is carried on three parts of the rope.
 For safe-working loads see Tables Nos. 24 and 29.

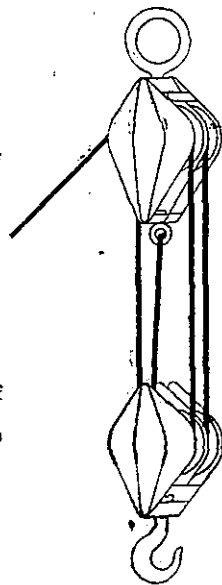


DIAGRAM No. 12.

Diagram No. 12.
 The load is carried on four parts of the rope.
 For safe-working loads see Tables Nos. 25 and 30.