

FOURTH SCHEDULE.

Diagrams.

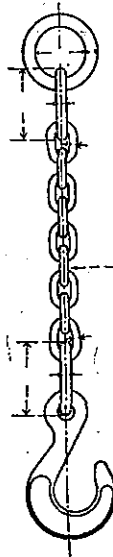


DIAGRAM NO. 1.

Diagram No. 1.—Single-chain Sling.

With this class of sling, when the load is secured by the passing of the hook end around it and the hook is hooked on to the chain, the load is carried on a single part. (See Diagram No. 15.)

The safe-working load is shown in Table No. 6.

When the hook of the sling, instead of being hooked over the chain, is hooked on to the shackle or hook of the crane-chain, the load is carried on two parts. (See Diagram No. 6.)

The safe-working load is shown in Table No. 2.

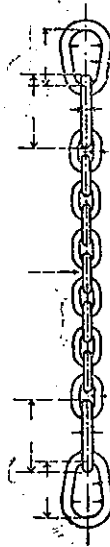


DIAGRAM NO. 2.

Diagram No. 2.—Collar-chain Sling.

When this sling is used similarly to the wire-rope sling shown in Diagram No. 15, the safe loads will be found in Table No. 6.

When the sling is used as shown in Diagram No. 16, the safe loads will be found in Table No. 7.

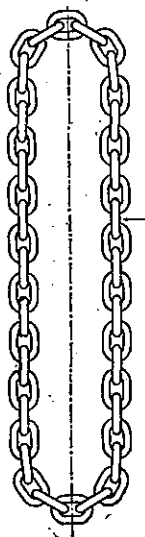


DIAGRAM NO. 3.

Diagram No. 3.—Endless-chain Sling.

When this sling is used as shown in Diagram No. 18 the load is carried on two parts. The safe-working loads are shown in Table No. 7.

Diagram No. 4.—Double-chain Sling.

With this sling the load is generally carried on the two legs of the sling. The greater the spread between the legs, the lesser the safe-working load. Tables of safe-working loads are Tables Nos. 7 and 8.

For similar slings of wire rope, see Tables Nos. 21 and 22.

For fibre-rope slings see Tables Nos. 39 and 40.

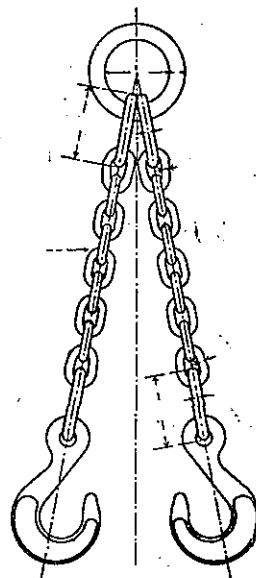


DIAGRAM NO. 4.