

DIAGRAM No. 9.

**Diagram No. 9.**  
 The load is carried on a single part of the rope.  
 For safe-working loads see Table No. 1 (chain), Tables Nos. 5 and 6 (wire rope), Tables Nos. 21 and 22 (fibre rope).

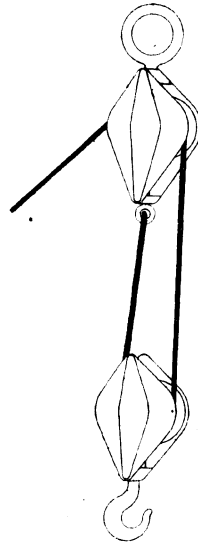


DIAGRAM No. 10.

**Diagram No. 10.**  
 The load is carried on two parts of the rope.  
 For safe-working loads see Tables Nos. 9 and 14 (wire rope), Tables Nos. 23 and 24 (fibre rope).

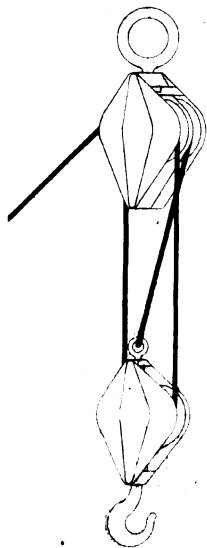


DIAGRAM No. 11.

**Diagram No. 11.**  
 The load is carried on three parts of the rope.  
 For safe-working loads see Tables Nos. 10 and 15.

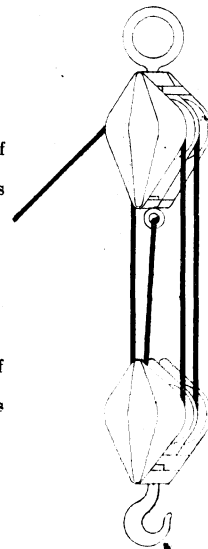


DIAGRAM No. 12.

**Diagram No. 12.**  
 The load is carried on four parts of the rope.  
 For safe-working loads see Tables Nos. 11 and 16.