



THE TRAFFIC SIGNS NOTICE 1966, AMENDMENT NO. 1

PURSUANT to subclause (3) of regulation 120 of the Traffic Regulations 1956* (as added by regulation 16 of the Traffic Regulations 1956, Amendment No. 10), the Minister of Transport hereby gives the following notice.

NOTICE

1. Title and commencement—(1) This notice may be cited as the Traffic Signs Notice 1966, Amendment No. 1, and shall be read together with and deemed part of the Traffic Signs Notice 1966† (hereinafter referred to as the principal notice).

(2) This notice shall come into force one month after the date of its notification in the *Gazette*.

2. Signs of Class C—Clause 6 of the principal notice is hereby amended by adding the following subclauses:

“(39) Signs of Class C indicating the presence of linemen at work on overhead lines or poles adjacent to the roadway may be in the form of diagram No. 52A—that is to say, a rectangle 36 in. wide by 24 in. high, with a yellow border 1 in. wide surrounding a black rectangle containing the words ‘Linemen at Work’ in white letters 6 in. high.

“(40) Signs of Class C indicating that level-crossing alarms are not working may be in the form of diagram No. 52B—that is to say, a rectangle 39 in. wide by 35 in. high, with a yellow reflectorised border 1 in. wide surrounding a matt black rectangle containing the words ‘Alarms Not Working’, the words ‘Alarms’ and ‘Working’ being in white reflectorised letters 6 in. high and the word ‘Not’ being in white reflectorised letters 8 in. high.

“(41) Signs of Class C indicating the likelihood of the presence of wandering stock may be in the form of diagram No. 52c—that is to say, a square having sides 30 in. long, mounted with one diagonal set vertically, and with a yellow reflectorised border $\frac{3}{4}$ in. wide surrounding a matt black square containing the words ‘Wandering Stock’ in white reflectorised letters.

“(42) Signs of Class C indicating that a railway level crossing has more than one track may be in the form of diagram No. 52D—that is to say, a white reflectorised rectangle 36 in. wide by 11 in. high containing the word ‘Railway’ in matt black letters 7 in. high; a white reflectorised rectangle containing either a numeral in matt black letters 6 in. high to indicate the number of tracks or, where there are more than nine tracks, the word ‘Multiple’ in matt black letters 4 in. high; and a white reflectorised rectangle 21 in. long by 7 in. high containing the word ‘Tracks’ in matt black letters 4 in. high:

*S.R. 1956/217 (Reprinted with Amendments Nos. 1 to 16: S.R. 1968/32)

Amendment No. 17: S.R. 1969/34

Amendment No. 18: S.R. 1969/115

†S.R. 1966/105

“Provided that the word ‘Railway’ may be omitted in any case where the sign prescribed by this subclause is erected in conjunction with a ‘STOP’ sign in the form of diagram No. 10 in the Fourth Schedule to the Traffic Regulations 1956*.”

3. Signs of Class F—Clause 9 of the principal notice is hereby amended by adding the following subclauses:

“(13) Signs of Class F indicating that vehicles are being stopped in accordance with an authorised traffic survey may be in the form of diagram No. 71A—that is to say, a rectangle 36 in. wide by 24 in. high with a yellow border 1 in. wide surrounding a black rectangle containing the words ‘Traffic Survey’ in white letters 6 in. high.

“(14) Signs of Class F asking motorists to stop on request for driver interviews in accordance with authorised traffic surveys may be in the form of diagram No. 71B—that is to say, a rectangle 36 in. wide by 20 in. high, with a yellow border 1 in. wide surrounding a black rectangle containing the words ‘Please Stop on Request’ in white letters 4 in. high.

“(15) Signs of Class F indicating that one of the roads leading from an intersection has no other exit may be in the form of diagram No. 71C—that is to say, a square having sides 24 in. long with a white reflectorised border $\frac{3}{4}$ in. wide surrounding a matt black square containing the words ‘No Exit’ in white reflectorised letters 6 in. high.

“(16) Signs of Class F indicating that a road is a limited access road may be in the form of diagram No. 71D—that is to say, a rectangle 12 in. wide by 18 in. high with a black border $\frac{1}{2}$ in. wide surrounding a white rectangle containing the words ‘Limited Access Road’ and containing also an arrow, the words being in black letters 2 in. high and the arrow being black and $\frac{1}{2}$ in. wide.

“(17) Signs of Class F indicating that adjacent to an intersection controlled by traffic lights there is a separate roadway on which left turns may be made without entering the area controlled by the lights may be in the form of diagram No. 71E—that is to say, a rectangle 24 in. long by 30 in. high with a white reflectorised border surrounding a matt black rectangle containing the words ‘Free Turn’ in white reflectorised letters 6 in. high and containing also a white reflectorised arrow $2\frac{1}{4}$ in. wide to indicate the direction in which the free turn may be made.

“(18) Signs of Class F indicating that the bells at railway level crossings are turned off between the hours of 9.30 p.m. and 7.30 a.m. may be in the form of diagram No. 71F—that is to say, a rectangle 24 in. wide by 30 in. high with a white reflectorised border $\frac{3}{4}$ in. wide surrounding a matt black rectangle containing the words ‘Bells Off 9.30 p.m. to 7 a.m.’ in reflectorised white letters.”

4. Signs of Class H—(1) Clause 11 of the principal notice is hereby amended by revoking subclause (9), and substituting the following subclause:

“(9) Signs of Class H indicating that traffic must keep to the left of the sign may be in the form of diagram No. 85 or diagram No. 86—that is to say—

“(a) A rectangle 34 in. wide by 41 in. high with a red reflectorised border 1 in. wide surrounding a matt black rectangle containing the words ‘Keep Left’ in white reflectorised letters 8 in. high and containing also a white reflectorised arrow; or

“(b) A rectangle 24 in. wide by 33 in. high with a red reflectorised border 1 in. wide surrounding a matt black rectangle containing the words ‘Keep Left’ in white reflectorised letters 6 in. high and containing also a white reflectorised arrow.”

(2) Clause 11 of the principal notice is hereby further amended by adding the following subclauses:

“(15) Signs of Class H directing motorists to use only the left-hand lane where normally there is at least one other lane available for their direction of travel (the other lane or lanes being temporarily closed) may be in the form of diagram No. 91A—that is to say, a rectangle 27 in. wide by 33 in. high with a red reflectorised border 1 in. wide surrounding a matt black rectangle containing the words ‘Use Left Lane’ in white reflectorised letters 6 in. high.

“(16) Signs of Class H directing motorists to use only the right-hand lane where normally there is at least one other lane available for their direction of travel (the other lane or lanes being temporarily closed) may be in the form of diagram No. 91B—that is to say, a rectangle 27 in. wide by 33 in. high with a red reflectorised border surrounding a matt black rectangle containing the words ‘Use Right Lane’ in white reflectorised letters 6 in. high.

“(17) Signs of Class H directing motorists to reduce to one lane where normally there is at least one other lane available for their direction of travel (the other lane or lanes being temporarily closed) may be in the form of diagram No. 91C—that is to say, a rectangle 36 in. wide by 33 in. high with a red reflectorised border 1 in. wide surrounding a matt black rectangle containing the words ‘Reduce to One Lane’ in white reflectorised letters 6 in. high.

“(18) Signs of Class H used by authorised workmen to direct traffic either to stop or to go may be in the form of diagram No. 91D—that is to say—

“(a) The major segment of a circle of diameter 18 in. (the width measured vertically being $15\frac{1}{2}$ in.) with a white border $\frac{1}{2}$ in. wide surrounding a red major segment containing the word ‘Stop’ in white letters; or

“(b) The major segment of a circle of diameter 18 in. (the width measured vertically being $15\frac{1}{2}$ in.) with a white border $\frac{1}{2}$ in. wide surrounding a green major segment containing the word ‘Go’ in white letters.”

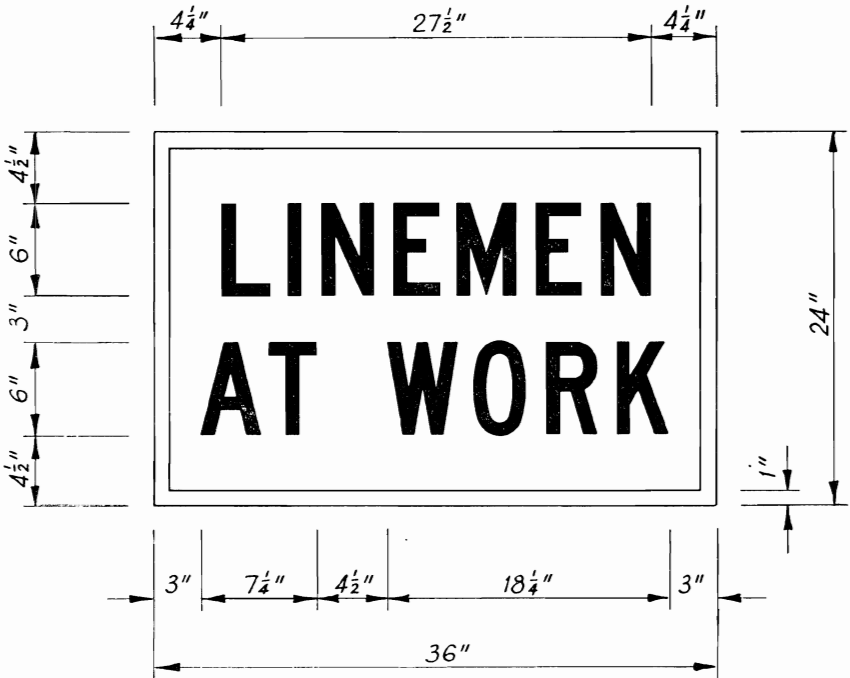
5. Form of signs—The Schedule to the principal notice is hereby amended—

- (a) By inserting, after diagram No. 52, the diagrams Nos. 52A to 52D set out in the Schedule to this notice:
- (b) By inserting, after diagram No. 71, the diagrams Nos. 71A to 71F set out in the Schedule to this notice:
- (c) By revoking diagrams Nos. 85 and 86, and substituting the diagrams Nos. 85 and 86 set out in the Schedule to this notice:
- (d) By inserting, after diagram No. 91, the diagrams Nos. 91A to 91D set out in the Schedule to this notice.

SCHEDULE

CLASS C

Diagram No. 52A

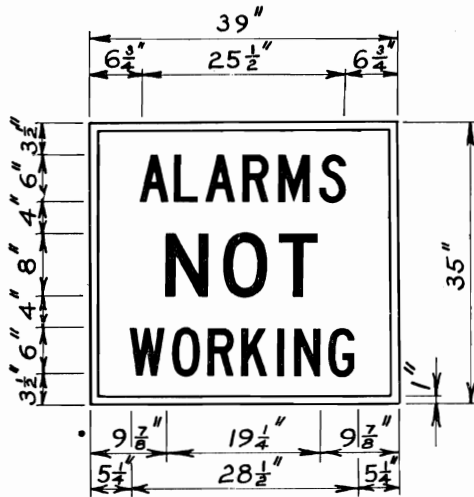


Legend: White.
 Background: Black.
 Border: Yellow.

SCHEDULE—continued

CLASS C

Diagram No. 52B



Legend: Reflectorised white.
 Background: Matt black.
 Border: Reflectorised yellow.

SCHEDULE—continued

CLASS C

Diagram No. 52c

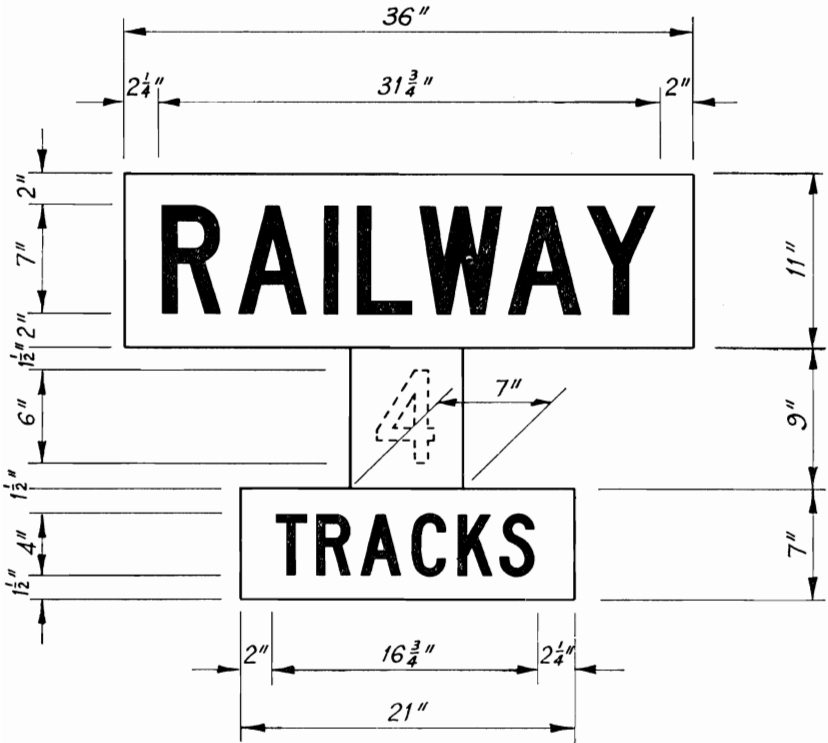


Legend : Reflectorised white.
Background: Matt black.
Border : Reflectorised yellow.

SCHEDULE—continued

CLASS C

Diagram No. 52D



Legend: Matt black.

Background: Reflectorised white.

SCHEDULE—continued

CLASS F

Diagram No. 71A




Legend: White.
Background: Black.
Border: Yellow.

SCHEDULE—continued

CLASS F

Diagram No. 71B

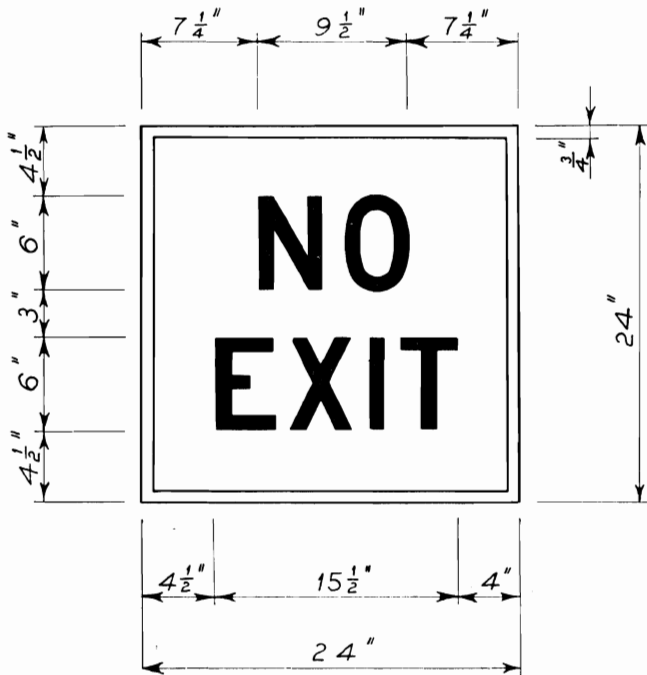


Legend: White.
 Background: Black.
 Border: Yellow.

SCHEDULE—continued

CLASS F

Diagram No. 71c

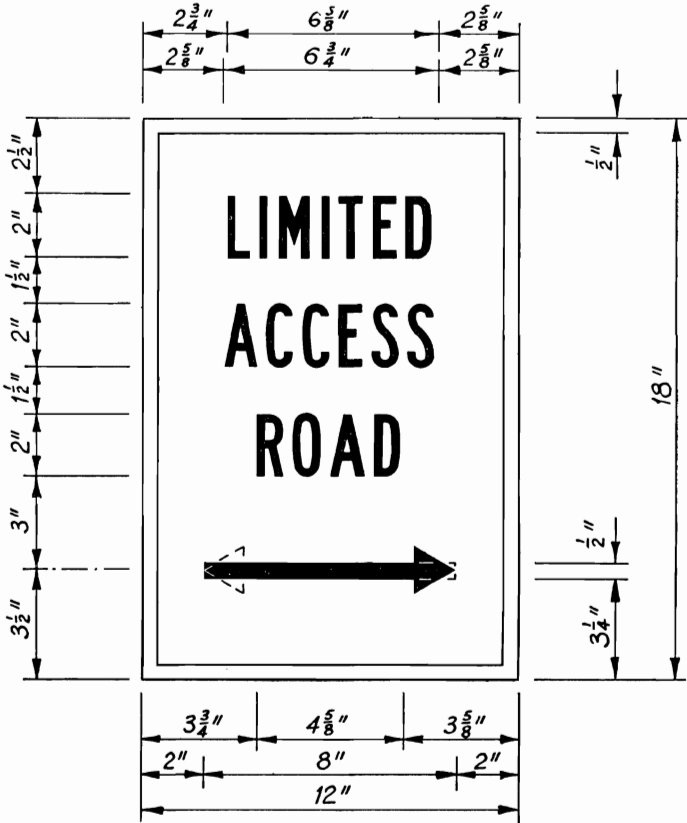


Legend: Reflectorised white.
Background: Matt black.
Border: Reflectorised white.

SCHEDULE—continued

CLASS F

Diagram No. 71D



Legend: Black.
 Background: White.
 Border: Black.

SCHEDULE—continued

CLASS F

Diagram No. 71E

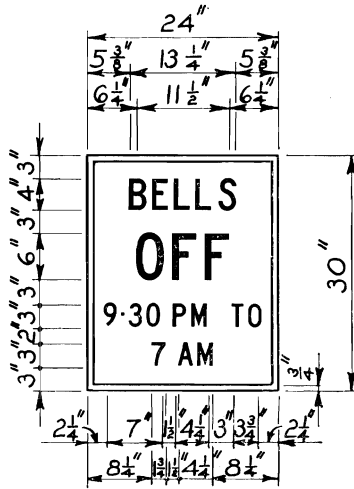


Legend: Reflectorised white.
Background: Matt black.
Border: Reflectorised white.

SCHEDULE—continued

CLASS F

Diagram No. 71F




Legend: Reflectorised white.
Background: Matt black.
Border: Reflectorised white.

SCHEDULE—continued

CLASS H

Diagram No. 85

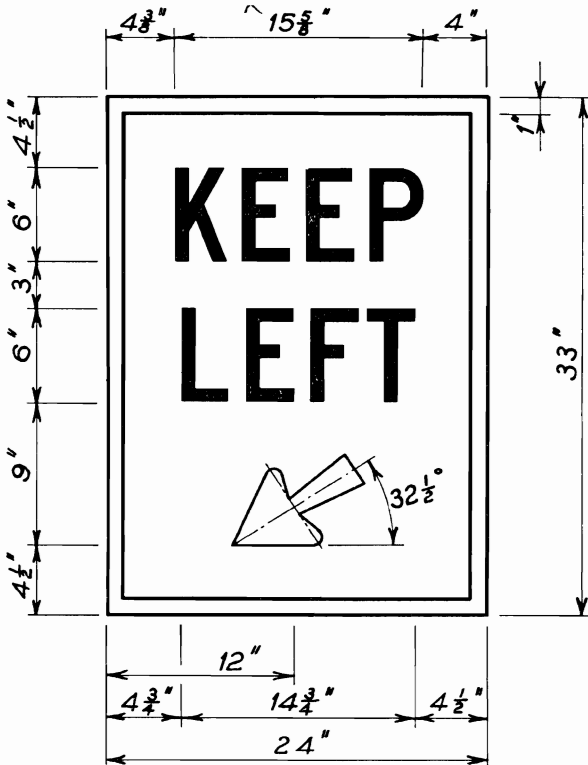


Legend: Reflectorised white.
Background: Matt black.
Border: Reflectorised red.

SCHEDULE—continued

CLASS H

Diagram No. 86



Legend: Reflectorised white.

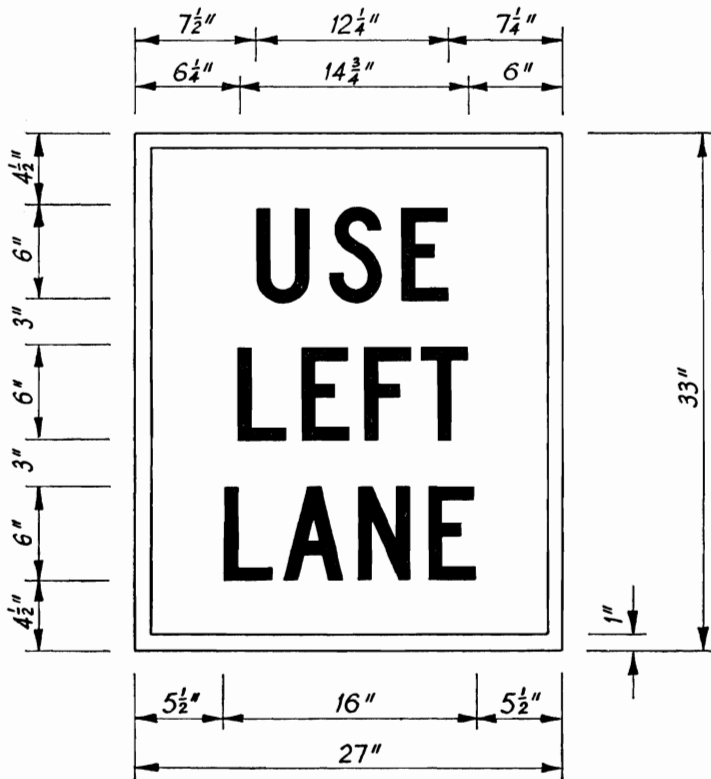
Background: Matt black.

Border: Reflectorised red.

SCHEDULE—continued

CLASS H

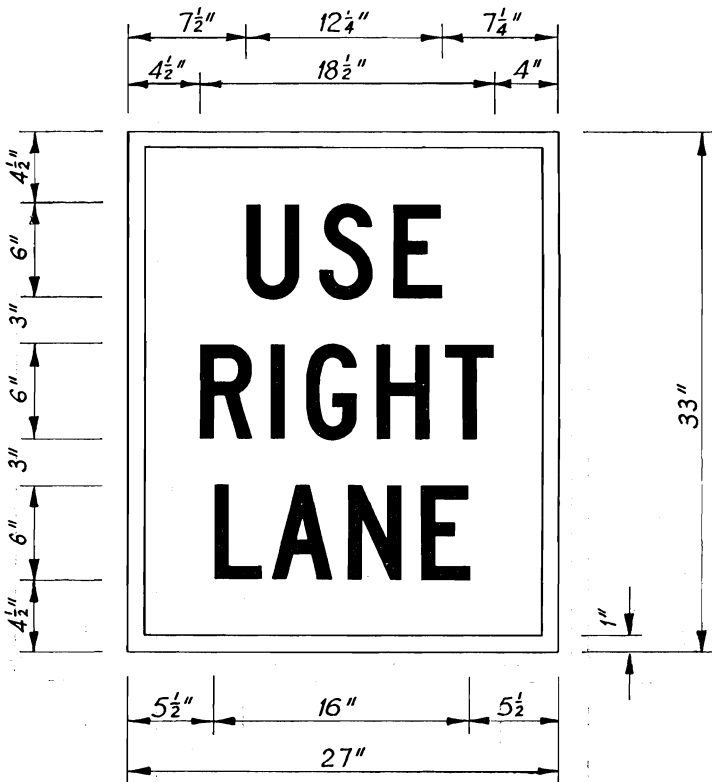
Diagram No. 91A



Legend: Reflectorised white.
 Background: Matt black.
 Border: Reflectorised red.

SCHEDULE—*continued*

CLASS H

Diagram No. 91B

Legend: Reflectorised white.

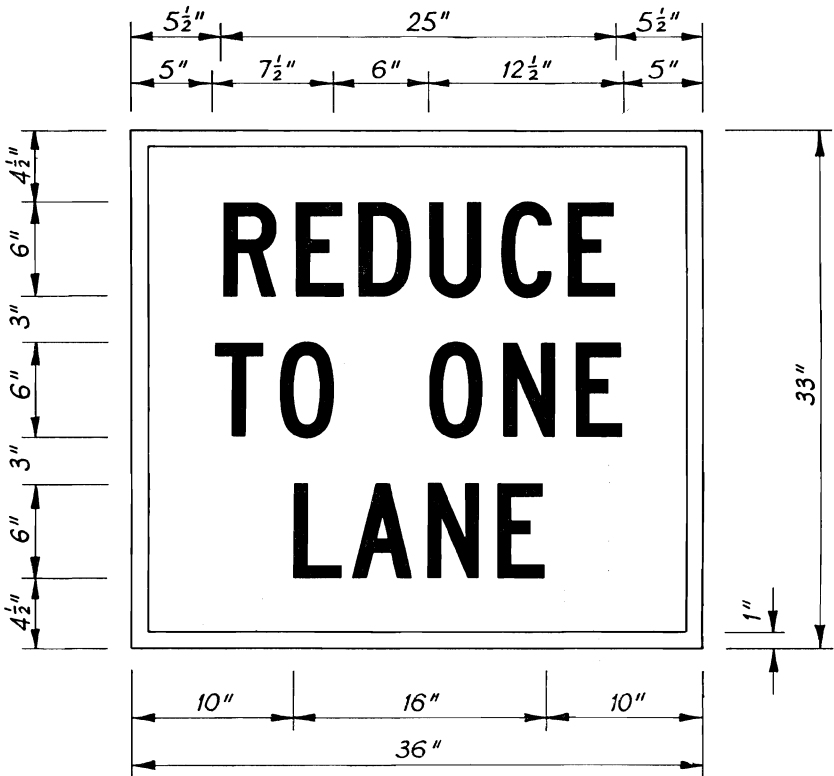
Background: Matt black.

Border: Reflectorised red.

SCHEDULE—continued

CLASS H

Diagram No. 91c

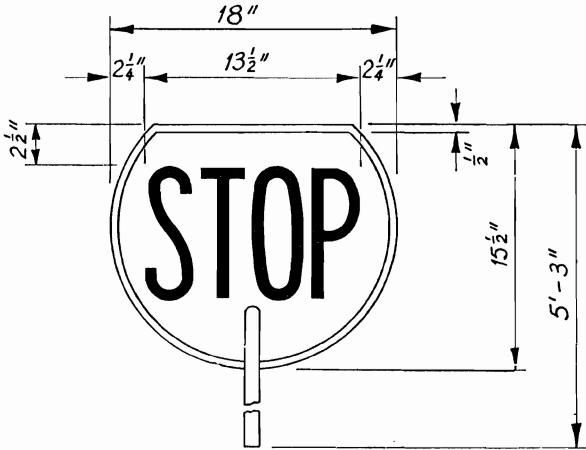


Legend: Reflectorised white.
Background: Matt black.
Border: Reflectorised red.

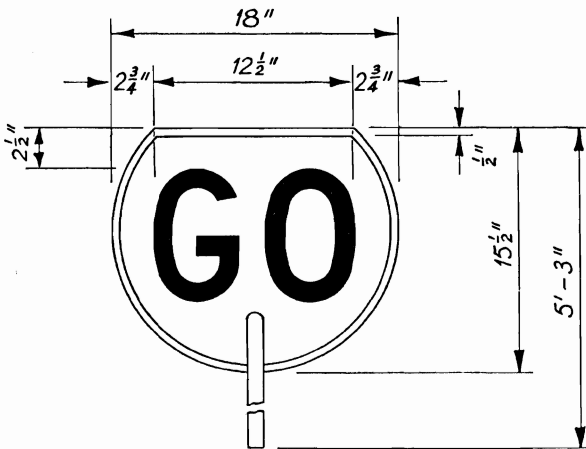
SCHEDULE—continued

CLASS H

Diagram No. 91D



Legend: White.
 Background: Red.
 Border: White.



Legend: White.
 Background: Green.
 Border: White.

Dated at Wellington this 28th day of April 1970.

J. B. GORDON, Minister of Transport.

EXPLANATORY NOTE

This note is not part of the notice, but is intended to indicate its general effect.

This notice prescribes additional forms of traffic signs that may be used as an alternative or in addition to the traffic signs described in the Fourth Schedule to the Traffic Regulations 1956. They will have the same effect as signs of the corresponding class prescribed by those regulations.

Issued under the authority of the Regulations Act 1936.

Date of notification in *Gazette*: 30 April 1970.

This notice is administered in the Ministry of Transport.